

PRODUCT CATALOGUE 2026

Torque Tools for Industry

Torque wrenches • Torque screwdrivers • Torque multipliers
Industrial hand tools • Sockets



torque master®

Torque Master Tools Private Limited

ISO 9001:2015 Certified

Built for Precision, Engineered to Last!

www.torquemaster.in

Edition 2026

Welcome to **Torque Master**

Torque Master Tools Private Limited is a leading manufacturer and supplier of high-quality torque tools and solutions. Renowned for its precision engineering and innovative designs, the company serves a wide array of industries and is committed to delivering reliable, efficient and durable products that meet the diverse needs of its customers.

OVERVIEW

Established in 1998, Torque Master designs and manufactures torque tools, industrial hand tools and customised solutions at its own works at Industrial Focal Point, Derabassi, in Punjab. Its products serve the automotive, aerospace, construction, energy and manufacturing sectors, among others.

We believe that the right combination of people, process and technology is what makes a world-class product. Continual investment in technology and experienced manpower enables us to provide our customers with products and services of consistent quality.

VISION

To be a globally recognised leader in torque tool technology, known for innovation, quality and customer satisfaction.

MISSION

To empower industries with reliable torque solutions by combining advanced technology with expert craftsmanship, ensuring precision and efficiency in every application.

OUR PRODUCT PORTFOLIO

- **Torque wrenches** — click type, adjustable and pre-set torque wrenches
- **Torque screwdrivers** — manual torque screwdrivers
- **Torque multipliers** — hand-operated torque multipliers
- **Industrial hand tools** — driving tools, extension bars, adaptors, stud tighteners, hex drivers, joints, ratcheting spanners and impact socket sets
- **Sockets** — industrial (manual) and impact sockets in standard and deep lengths, extension sockets and swivel sockets
- **Customised solutions** — tools tailored to specific industrial applications

KEY DETAILS

COMPANY
Torque Master Tools Private Limited

ESTABLISHED
1998

HEADQUARTERS AND WORKS
E-14 & E-15, Industrial Focal Point, Derabassi, Punjab, India

PLANT AREA
25,600 sq ft

INDUSTRY
Manufacturing & Engineering

SPECIALISATION
Torque tools, industrial hand tools and customised solutions

QUALITY SYSTEM
ISO 9001:2015 certified

GSTIN
03AABCT9458R1ZL

AWARDS AND RECOGNITION
Top 10 Hand Tools and Power Tools Manufacturer by Industry Outlook Magazine
Appreciation Certificate from Ministry of Finance

OUR STRENGTHS

Precision engineering, dependable quality and dedicated customer service are the strengths on which Torque Master has built its reputation.

CORE STRENGTHS

- **Innovation** — research and development that ensures continuous improvement and advanced product designs.
- **Quality assurance** — adherence to international standards with ISO-certified manufacturing processes.
- **Customer focus** — dedicated customer service and after-sales support.
- **Sustainability** — a commitment to eco-friendly manufacturing practices.
- **Global reach** — a strong distribution network in domestic and international markets.

WHY CHOOSE TORQUE MASTER

- A proven track record of delivering precision-engineered tools.
- A wide range of products designed for reliability and durability.
- A focus on customisation to meet unique customer requirements.
- Comprehensive technical support and training programmes.

INDUSTRIES SERVED

Automotive and transportation	Aerospace and defence
Oil and gas	Renewable energy
Construction and infrastructure	Manufacturing and assembly

CERTIFICATIONS AND ACHIEVEMENTS

- ISO 9001:2015 certified.
- Industry Outlook Excellence Award for top 10 industrial hand tools manufacturers.
- Preferred vendor for leading global OEMs.

QUALITY IN MANUFACTURE

Special alloy steel, precision manufacturing, special heat treatment, advanced design and the individual inspection of each product at various stages of production are the foundations of Torque Master quality.





Table of Contents

ABOUT TORQUE MASTER 2

Welcome to Torque Master 2
Our strengths 3



01 TORQUE WRENCHES 5

Torque wrench overview 6
Digital torque wrench (under development) 6
Industrial — standard 7
Industrial — ratchet type 8
Click type micrometer 9
Light weight (KT, KTi) 10
Interchangeable head and fittings 11



02 TORQUE SCREWDRIVERS & MULTIPLIERS 12

Torque screwdrivers 13
Torque multipliers 14



03 INDUSTRIAL HAND TOOLS 15

Hand tools at a glance 16
Driving tools 17
Universal and swivel joints 17
Extension bars and adaptors 18
Impact socket sets 19
Hex drivers and hex adaptors 20
Ratcheting spanners 21
Stud tighteners 21



04 SOCKETS 22

Sockets — an introduction 23
Industrial sockets 24
Impact sockets 27
Impact extension sockets 30
Swivel impact sockets 31

Back cover — contact details 32

How to use this catalogue. Each section opens with a description of the range, followed by its technical data tables. Sections 01 and 02 present the current torque tool range; sections 03 and 04 present the industrial hand tools and sockets of the established Torque Master range. Torque ranges are given in the units listed in the table header; L.C. denotes least count. Dimensions are in millimetres and overall lengths are approximate. Specifications are subject to change without prior notice.

01

SECTION 01

Torque Wrenches

Adjustable industrial torque wrenches for precise, repeatable tightening of threaded fasteners.

TORQUE WRENCHES
Conform to ISO 6789

IN THIS SECTION

Torque wrench overview	6
Digital torque wrench – under development	6
Industrial torque wrenches – standard	7
Industrial torque wrenches – ratchet type	8
Click type micrometer torque wrenches	9
Light weight torque wrenches	10
Interchangeable head torque wrenches and accessories	11



TORQUE WRENCH OVERVIEW

A torque wrench is used to set the torque applied to a fastener, such as a nut or bolt, precisely. It allows the operator to measure the rotational force applied so that it can be matched to the specification, ensuring the correct tension and loading of every part of the joint.

Torque wrenches are used wherever the tightness of screws and bolts is crucial. The Torque Master range covers six families of torque wrenches, together with fittings and square drivers for the interchangeable head models. Each family is summarised below; the technical data follow on the pages indicated.

RANGE AT A GLANCE

Range	**2 – 4050 N·m**
Accuracy	**±3% (±5% up to 10 N·m)**
Conformity	**ISO 6789-1:2017**

Accuracy. Classified to ISO 6789-1:2017, Type II Class A. Calibrated to ±3% of the set torque (±5% for wrenches up to 10 N·m), more precise than the ±4% (±6%) the standard requires. Every wrench comes with its own serial number and calibration certificate, traceable through NABL-accredited reference equipment.



INDUSTRIAL TORQUE WRENCHES – STANDARD

Rugged adjustable torque wrenches for general industrial assembly and maintenance.

17 models • TM 10 to TM 3000 • 3 – 4050 N·m p. 7



INDUSTRIAL TORQUE WRENCHES – RATCHET TYPE

With a built-in ratchet mechanism for working in confined areas.

17 models • TM 10R to TM 3000R • 3 – 4050 N·m p. 8



CLICK TYPE MICROMETER TORQUE WRENCHES

Micrometer-adjustable click type wrenches with a 72-tooth ratchet head.

10 models • TMT 10 to TMT 340 • 2 – 340 N·m p. 9



LIGHT WEIGHT TORQUE WRENCHES

Ratchet-head torque wrenches for everyday tightening tasks.

6 models • KT 50 to KT 1000 • 10 – 1020 N·m p. 10



LIGHT WEIGHT INTERCHANGEABLE HEAD

Spigot-type light weight wrenches that accept interchangeable fittings.

6 models • KTi 50 to KTi 1000 • 10 – 1020 N·m p. 10



INTERCHANGEABLE HEAD TORQUE WRENCHES

16 mm spigot wrenches for open-end and ratchet head fittings.

6 models • TM 10i to TM 250i • 3 – 340 N·m p. 11

DIGITAL TORQUE WRENCH

UNDER DEVELOPMENT • COMING SOON

Digital torque wrench, currently under development. Contact us for details. info@torquemaster.in

SPECIAL VERSIONS



Production type (fixed setting). Torque wrenches are also available in preset (fixed setting) versions for repetitive production and assembly operations. Presetting prevents tampering with the torque setting during assembly and saves considerable time.



Open jaw type. Torque wrenches fitted with an open jaw are available against specific orders. They are suited to torquing nuts where vertical clearance is restricted and a socket and conventional torque wrench cannot be used.

INDUSTRIAL TORQUE WRENCHES — STANDARD

TM series



The standard industrial torque wrench is the backbone of the Torque Master range: an adjustable, robust tool for assembly and maintenance work in heavy industry.

- 17 models, from the TM 10 to the TM 3000.
- Square drives from 3/8” to 1”.
- Torque ranges listed in N·m, lbf·ft, kgf·m and lbf·in, with the least count for each unit.
- Also available in production (fixed setting) versions.

RANGE AT A GLANCE

Models	17
Square drive	3/8” – 1”
Range	3 – 4050 N·m
Accuracy	±3%
Conformity	ISO 6789-1:2017



Open jaw type available against specific orders.

Model	Square drive	N·m		lbf·ft		kgf·m		lbf·in	Head depth (A)	Head width (B)	Overall length approx. (L)	Weight (kg)
		Range	L.C.	Range	L.C.	Range	L.C.	Range				
TM 10	3/8”	3-14	0.5	2-10	0.5	0.3-1.4	0.1	20-120	33 mm	23 mm	310 mm	0.60
TM 25	3/8”	5-35	2	5-25	1	0.5-3.5	0.2	40-300	33 mm	23 mm	340 mm	0.70
TM 50	½”	10-70	2	8-50	2	1-7	0.2	100-600	39 mm	28 mm	450 mm	0.90
TM 100	½”	20-135	5	16-100	2	2-14	0.5	210-1200	42 mm	28 mm	550 mm	1.20
TM 160	½”	40-225	5	40-160	5	4-23	1	450-2000	48 mm	32 mm	610 mm	2.20
TM 250	½”	60-340	10	50-250	5	6-35	1	600-3000	48 mm	32 mm	770 mm	2.70
TM 300	¾” ½”	80-400	10	60-300	5	8-40	1	720-3600	55 mm	32 mm	780 mm	2.80
TM 400	¾”	130-540	10	100-400	10	14-56	1	1200-4800	62 mm	48 mm	1025 mm	6.50
TM 500	¾”	135-675	15	100-500	10	14-70	2	1200-6000	62 mm	48 mm	1030 mm	6.60
TM 600	¾”	200-815	15	150-600	10	20-84	2	1800-7200	62 mm	48 mm	1035 mm	6.70
TM 750	¾”	255-1015	20	180-750	15	25-105	2	2160-9000	62 mm	48 mm	1120 mm	7.70
TM 750s	1”	255-1015	20	180-750	15	25-105	2	2160-9000	67 mm	48 mm	1120 mm	7.75
TM 1000	1”	540-1380	40	400-1000	20	55-140	5	5000-12000	84 mm	56 mm	1370 mm	13.80
TM 1400	1”	850-1900	50	650-1400	25	90-195	5	7800-16800	84 mm	65 mm	1410 mm	15.50
TM 2000	1”	1350-2700	50	1000-2000	50	135-275	5	12000-24000	84 mm	70 mm	1550 mm	19.00
TM 2500	1”	1550-3450	50	1150-2500	50	160-350	5	13800-30000	84 mm	70 mm	1650 mm	22.00
TM 3000	1”	1850-4050	50	1350-3000	50	190-415	5	16200-36000	84 mm	70 mm	1650 mm	22.00

L.C. = least count. Specifications are subject to change without prior notice.



INDUSTRIAL TORQUE WRENCHES – RATCHET TYPE

TM R series



The ratchet type industrial torque wrench has a built-in ratchet mechanism for working in confined areas, where the wrench cannot be lifted off and repositioned on the fastener.

- 17 models, from the TM 10R to the TM 3000R.
- Square drives from 3/8” to 1”.
- Swing arc of 6° for each model.
- Torque ranges listed in N·m, lbf·ft, kgf·m and lbf·in, with the least count for each unit.

RANGE AT A GLANCE

Models	17
Square drive	3/8” – 1”
Range	3 – 4050 N·m
Swing arc	6°
Accuracy	±3%
Conformity	ISO 6789-1:2017

Model	Square drive	N·m		lbf·ft		kgf·m		lbf·in	Swing arc	Head depth (A)	Head width (B)	Overall length approx. (L)	Weight (kg)
		Range	L.C.	Range	L.C.	Range	L.C.	Range					
TM 10R	3/8”	3-14	0.5	2-10	0.5	0.3-1.4	0.1	20-120	6°	39 mm	29 mm	320 mm	0.60
TM 25R	3/8”	5-35	2	5-25	1	0.5-3.5	0.2	40-300	6°	39 mm	29 mm	350 mm	0.70
TM 50R	½”	10-70	2	8-50	2	1-7	0.2	100-600	6°	42 mm	43 mm	460 mm	0.90
TM 100R	½”	20-135	5	16-100	2	2-14	0.5	210-1200	6°	48 mm	43 mm	560 mm	1.20
TM 160R	½”	40-225	5	40-160	5	4-23	1	450-2000	6°	48 mm	43 mm	620 mm	2.20
TM 250R	½”	60-340	10	50-250	5	6-35	1	600-3000	6°	48 mm	43 mm	780 mm	2.70
TM 300R	¾” ½”	80-400	10	60-300	5	8-40	1	720-3600	6°	55 mm	43 mm	785 mm	2.80
TM 400R	¾”	130-540	10	100-400	10	14-56	1	1200-4800	6°	62 mm	67 mm	1095 mm	7.30
TM 500R	¾”	135-675	15	100-500	10	14-70	2	1200-6000	6°	62 mm	67 mm	1100 mm	7.40
TM 600R	¾”	200-815	15	150-600	10	20-84	2	1800-7200	6°	62 mm	67 mm	1105 mm	7.50
TM 750R	¾”	255-1015	20	180-750	15	25-105	2	2160-9000	6°	62 mm	67 mm	1200 mm	8.50
TM 750sR	1”	255-1015	20	180-750	15	25-105	2	2160-9000	6°	67 mm	67 mm	1200 mm	8.55
TM 1000R	1”	540-1380	40	400-1000	20	55-140	5	5000-12000	6°	84 mm	95 mm	1470 mm	17.50
TM 1400R	1”	850-1900	50	650-1400	25	90-195	5	7800-16800	6°	84 mm	95 mm	1510 mm	18.80
TM 2000R	1”	1350-2700	50	1000-2000	50	135-275	5	12000-24000	6°	84 mm	95 mm	1650 mm	21.00
TM 2500R	1”	1550-3450	50	1150-2500	50	160-350	5	13800-30000	6°	84 mm	95 mm	1750 mm	25.00
TM 3000R	1”	1850-4050	50	1350-3000	50	190-415	5	16200-36000	6°	84 mm	95 mm	1750 mm	25.00

L.C. = least count. Specifications are subject to change without prior notice.

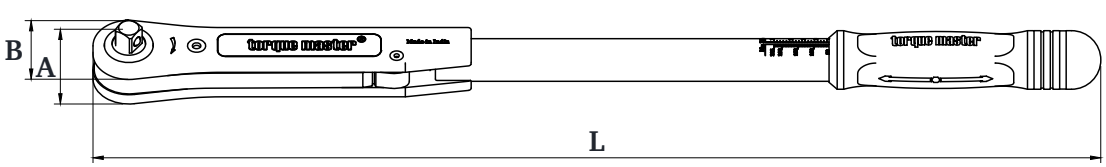

CLICK TYPE MICROMETER TORQUE WRENCHES

TMT series



Micrometer-adjustable click type torque wrenches for precise work on smaller fasteners, in models from 2 N·m to 340 N·m.

- Ten models with 1/4”, 3/8” and 1/2” square drives.
- 72-tooth ratchet head with a 5° swing arc.
- Secondary range in lbf·in (TMT 10 to TMT 25) or lbf·ft (TMT 50 to TMT 340).

PRODUCTION TYPE (FIXED SETTING) TORQUE WRENCHES



Also available in preset (fixed setting) versions for repetitive production and assembly operations.

RANGE AT A GLANCE

Range	**2 – 340 N·m**
Swing arc	**5°**
Accuracy	**±3% (TMT 10: ±5%)**
Conformity	**ISO 6789-1:2017**

Models with secondary range in lbf·in

Model	Square drive	N·m		lbf·in		Head depth (A) (mm)	Head width (B) (mm)	Gear teeth	Swing arc	Weight (kg)	Overall length approx. (L) (mm)
		Range	L.C.	Range	L.C.						
TMT 10	1/4”	2-10	0.1	22.13-92.93	0.88	24	27	72	5°	0.35	235
TMT 15	1/4”	3-15	0.1	30.97-137.18	0.88	24	27	72	5°	0.38	250
TMT 25	3/8”	5-25	0.1	48.68-225.69	0.88	32	30	72	5°	0.40	275

Models with secondary range in lbf·ft

Model	Square drive	N·m		lbf·ft		Head depth (A) (mm)	Head width (B) (mm)	Gear teeth	Swing arc	Weight (kg)	Overall length approx. (L) (mm)
		Range	L.C.	Range	L.C.						
TMT 50	3/8”	10-50	0.25	8.29-37.8	0.184	32	30	72	5°	1.00	360
TMT 50S	1/2”	10-50	0.25	8.29-37.8	0.184	40	42	72	5°	1.15	385
TMT 100	1/2”	20-100	0.5	16.59-75.60	0.37	40	42	72	5°	1.30	435
TMT 150	1/2”	30-150	1	25.81-114.32	0.74	40	42	72	5°	1.50	520
TMT 200	1/2”	40-200	1	33.19-151.20	0.74	40	42	72	5°	1.50	520
TMT 300	1/2”	60-300	1	47.94-244.96	0.74	40	42	72	5°	1.60	580
TMT 340	1/2”	60-340	1	47.94-244.96	0.74	40	42	72	5°	1.60	580

L.C. = least count. Specifications are subject to change without prior notice.

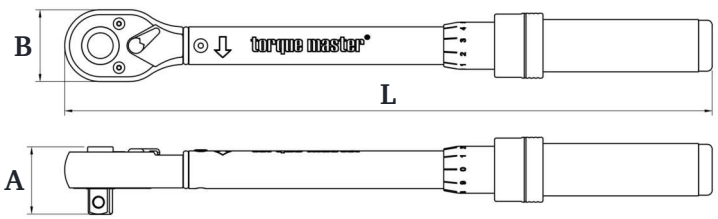

LIGHT WEIGHT TORQUE WRENCHES

KT series



The light weight range comprises six ratchet-head torque wrenches for everyday tightening tasks in assembly and maintenance.

- Six models from the KT 50 to the KT 1000, with 3/8”, 1/2” and 3/4” square drives.
- Swing arc of 6° for each model.

RANGE AT A GLANCE

Models	6
Square drive	3/8” – 3/4”
Range	10 – 1020 N·m
Swing arc	6°
Accuracy	±3%
Conformity	ISO 6789-1:2017

Model	Square drive	N·m		lbf·ft		Head depth (A)	Head width (B)	Swing arc	Weight (kg)	Overall length approx. (L) (mm)
		Range	Least count	Range	Least count					
KT 50	3/8”	10-50	0.25	8.29-37.8	0.184	32 mm	30 mm	6°	1.00	360
KT 100	1/2”	10-100	0.50	9.25-75.85	0.37	42 mm	44 mm	6°	1.10	400
KT 200	1/2”	40-200	1.00	33.3-151.7	0.74	42 mm	44 mm	6°	1.25	470
KT 300	1/2”	60-300	1.00	48.10-225.7	0.74	42 mm	44 mm	6°	1.40	550
KT 400	3/4”	80-400	1.00	62.90-299.7	0.74	50 mm	48 mm	6°	1.70	680
KT 1000	3/4”	240-1020	3.00	157.7-743.7	2.22	62 mm	67 mm	6°	4.50	1220

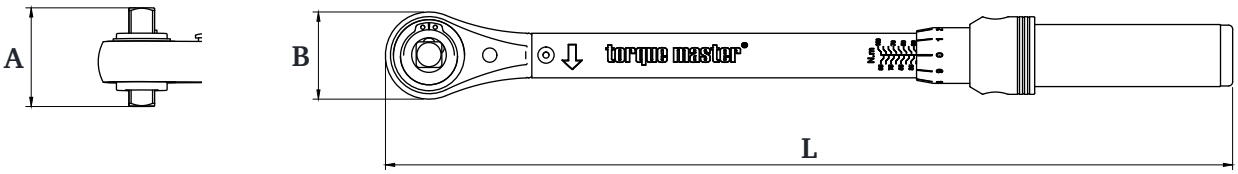

LIGHT WEIGHT INTERCHANGEABLE HEAD TORQUE WRENCHES

KTi series





Spigot-type versions of the light weight range, which accept interchangeable fittings. The KTi 1000 has a 22 mm spigot; all other models have a 16 mm spigot. Six models, from the KTi 50 to the KTi 1000, cover 10 N·m to 1020 N·m.

Model	Spigot	N·m		lbf·ft		Weight (kg)	Approx. OAL at min. cap. (mm)
		Range	Least count	Range	Least count		
KTi 50	16mm	10-50	0.25	8.29-37.8	0.184	0.65	310
KTi 100	16mm	10-100	0.50	9.25-75.85	0.37	0.95	350
KTi 200	16mm	40-200	1.00	33.3-151.7	0.74	1.10	420
KTi 300	16mm	60-300	1.00	48.10-225.7	0.74	1.25	500
KTi 400	16mm	80-400	1.00	62.90-299.7	0.74	1.50	630
KTi 1000	22mm	240-1020	3.00	155.7-743.7	2.22	3.90	1170

Specifications are subject to change without prior notice.

INTERCHANGEABLE HEAD TORQUE WRENCHES

TM i series




Interchangeable head torque wrenches have a 16 mm spigot that accepts open-end fittings and ratchet heads, so that a single wrench can serve a variety of fastener sizes and access conditions.

Model	Spigot	N·m		lbf·ft		kgf·m		lbf·in	Head width	Approx. OAL at min. cap.	Weight (kg)
		Range	L.C.	Range	L.C.	Range	L.C.	Range			
TM 10i	16mm	3-14	0.5	2-10	0.5	0.3-1.4	0.1	20-120	25 mm	340 mm	0.60
TM 25i	16mm	5-35	2	5-25	1	0.5-3.5	0.2	40-300	25 mm	370 mm	0.70
TM 50i	16mm	10-70	2	8-50	2	1-7	0.2	100-600	28 mm	480 mm	0.90
TM 100i	16mm	20-135	5	16-100	2	2-14	0.5	210-1200	28 mm	580 mm	1.20
TM 160i	16mm	40-225	5	40-160	5	4-23	1	450-2000	32 mm	640 mm	2.20
TM 250i	16mm	60-340	10	50-250	5	6-35	1	600-3000	32 mm	800 mm	2.70

L.C. = least count. Specifications are subject to change without prior notice.

OPEN END FITTINGS – 16 MM SPIGOT




Part number	A/F size	Spigot	Max. torque
OJ16-8	8 mm	16 mm	13 N·m
OJ16-9	9 mm	16 mm	19 N·m
OJ16-10	10 mm	16 mm	32 N·m
OJ16-11	11 mm	16 mm	41 N·m
OJ16-12	12 mm	16 mm	41 N·m
OJ16-13	13 mm	16 mm	51 N·m
OJ16-14	14 mm	16 mm	63 N·m
OJ16-15	15 mm	16 mm	77 N·m
OJ16-16	16 mm	16 mm	92 N·m
OJ16-17	17 mm	16 mm	107 N·m
OJ16-18	18 mm	16 mm	128 N·m
OJ16-19	19 mm	16 mm	149 N·m
OJ16-20	20 mm	16 mm	172 N·m
OJ16-21	21 mm	16 mm	198 N·m
OJ16-22	22 mm	16 mm	225 N·m
OJ16-23	23 mm	16 mm	225 N·m
OJ16-24	24 mm	16 mm	287 N·m
OJ16-25	25 mm	16 mm	322 N·m
OJ16-26	26 mm	16 mm	330 N·m
OJ16-27	27 mm	16 mm	330 N·m
OJ16-28	28 mm	16 mm	330 N·m
OJ16-29	29 mm	16 mm	330 N·m
OJ16-30	30 mm	16 mm	330 N·m
OJ16-31	31 mm	16 mm	330 N·m
OJ16-32	32 mm	16 mm	330 N·m

RATCHET HEAD FITTINGS – 16 MM SPIGOT



Part number	Description	Torque	Gear teeth
RH16-1i	Ratchet Head 3/8”	0-100 N·m	60
RH16-2i	Ratchet Head 1/2”	0-340 N·m	60
RH16-3i	Ratchet Head 3/4”	0-340 N·m	60

TORQUE WRENCH SQUARE DRIVERS



Part number	Square drive
TMSQD-1	3/8”
TMSQD-2	1/2”
TMSQD2-1	1/2” x 3/8”
TMSQD-3	3/4”
TMSQD3-4	3/4”x1"
TMSQD-4	1”

RANGE AT A GLANCE

Range	3 – 340 N·m
Accuracy	±3% · ISO 6789-1:2017

Specifications are subject to change without prior notice.

02

SECTION 02

Torque Screwdrivers & Multipliers

Controlled torque from the smallest screw to the largest bolt.

IN THIS SECTION

Torque screwdrivers 13

Torque multipliers 14

TORQUE SCREWDRIVERS
Conform to ISO 6789







TORQUE SCREWDRIVERS

TMSD series



Manual torque screwdrivers bring controlled tightening to small screws and fasteners, where over-tightening must be avoided.

- Three models: the TMSD 15, the TMSD 50 and the TMSD 60.
- 1/4” square drive.
- Ranges listed in N·m and kgf·cm.

Model	Square drive	Range N·m	Range kgf·cm	Weight (kg)
TMSD 15	1/4”	0.1-1.5	1-15	0.350
TMSD 50	1/4”	1-5	10-50	0.350
TMSD 60	1/4”	1-6	10-60	0.350

Specifications are subject to change without prior notice.

RANGE AT A GLANCE

Models	**3**
Square drive	**1/4”**
Range	**0.1 – 6 N·m**
Conformity	**ISO 6789**

TORQUE MULTIPLIERS

An introduction

WHAT IS A TORQUE MULTIPLIER?

A torque multiplier is a device that increases the torque that can be applied by an operator. Because the power output cannot exceed the power input, the number of output revolutions is lower than the number of input revolutions (torque × rpm = power).



ADVANTAGES OF A TORQUE MULTIPLIER

- **Safety** — the use of long levers can be dangerous. Torque multipliers reduce the lever length or operator effort by a factor of 5, 25 or 125.
- **Space limitation** — the use of a long lever may be impossible in the space available.
- **Accuracy** — torque is applied most accurately when it is applied smoothly and slowly. Torque multipliers make this possible by removing much of the physical effort from the tightening task.

Torque Master torque multipliers are made to high precision and must pass a number of quality control tests before dispatch.

TORQUE MULTIPLIERS

Hand-operated



Hand-operated torque multipliers with multiplication factors of 5, 25 and 125. The eleven current models are listed below.

- Input square drives of ½" and ¾"; output square drives from ¾" to 2 1/2".
- Each model is listed with the recommended Torque Master torque wrench for its input.

Model	Input square drive	Output square drive	Multiplication factor	Max. capacity (N·m)	Recommended torque wrench	Ø (mm)	Max. bolt separation (mm)	Height (mm)	Length (mm)	Weight (kg)
TM 1	½"	¾"	5	1700	TM 250R	120	205	124	300	5.0
TM 2	½"	1"	5	1700	TM 250R	120	205	124	300	5.0
TM 5	¾"	1"	5	2750	TM 400R	150	260	150	380	9.0
TM 5/25	½"	1"	25	2750	TM 100R	150	260	210	380	14.5
TM 6	¾"	1 1/2"	5	3450	TM 500R	150	260	150	380	10.0
TM 6/25	½"	1 1/2"	25	3450	TM 100R	150	260	210	380	14.5
TM 7	¾"	1 1/2"	5	6220	TM 1000R	180	305	180	450	17.0
TM 7/25	½"	1 1/2"	25	6220	TM 250R	180	305	240	450	21.0
TM 9/25	¾"	1 1/2"	25	9680	TM 400R	210	350	260	505	31.5
TM 11/25	¾"	2 1/2"	25	17340	TM 500R	235	475	340	660	51.0
TM 13/125	¾"	2 1/2"	125	48450	TM 400R	322	500	440	610	105.0

Specifications are subject to change without prior notice.

HOW TO SELECT A TORQUE MULTIPLIER

1. Establish the torque required at the fastener and choose a model whose maximum capacity meets it.
2. Check that the output square drive suits the socket, and that the input square drive suits the torque wrench.
3. Apply the input torque with the recommended Torque Master torque wrench listed for that model.

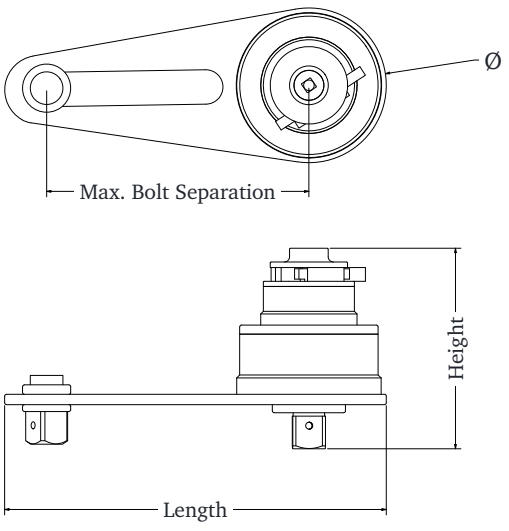

03

SECTION 03

Industrial Hand Tools

Driving tools, extension bars, adaptors, joints, spanners and impact socket sets for heavy-duty industrial use.

IN THIS SECTION

Hand tools at a glance	16
Driving tools	17
Universal and swivel joints	17
Extension bars and adaptors	18
Impact socket sets	19
Hex drivers and hex adaptors	20
Ratcheting spanners	21
Stud tighteners	21













HAND TOOLS AT A GLANCE

Torque Master industrial hand tools are designed for heavy-duty use, meeting the requirements of heavy industries, thermal power plants, the oil and petroleum industries, automobiles, railways and general engineering.

In addition to the standard product line, Torque Master can design and manufacture special tools to meet specific industrial requirements. The page on which the specifications of each product appear is shown on its tile.



Reversible ratchets
page 17



Swivel handles
page 17



Angle handles
page 17



Sliding T handles
page 17



Universal joints
page 17



Swivel impact joints
page 17



Extension bars
page 18



Impact extension bars
page 18



Square drive adaptors
page 19



Impact socket sets
page 19



Hex drivers
page 20



Hex adaptors
page 20



Stud tighteners
page 21



Ratcheting spanners
page 21



Manual sockets
page 24



Impact sockets
page 27



Impact extension sockets
page 30



Swivel impact sockets
page 31



Crowfoot wrenches
on request

DRIVING TOOLS

Ratchets and handles

Reversible ratchets, swivel handles, angle handles and sliding T handles for driving sockets and accessories, in square drives from 1/4" to 2 1/2". The ratchets work in either direction, and the swivel head and sliding bar let the handle be set to suit the access available.





Reversible ratchets

Part No.	Sq. Dr.	Head width	Head depth	Gear teeth	Approx. OAL
TMRH0	1/4"	27.0	24	72	112
TMRH1	3/8"	30.0	32	72	180
TMRH2	1/2"	42.0	40	72	260
TMRH3	3/4"	64.0	55	32	605
TMRH4	1"	80.0	64	30	885

Swivel handles

Part No.	Sq. Dr.	Head dia	Head depth	Approx. OAL
TMSH0	1/4"	14.0	25	150
TMSH1	3/8"	22.0	36	250
TMSH2	1/2"	26.0	44	360
TMSH3	3/4"	41.0	62	580
TMSH4	1"	46.0	92	815





Angle handles

Part No.	Sq. Dr.	Shank dia	Approx. OAL
TMAH1-12	3/8"	12.5	300
TMAH2-12	1/2"	16.8	300
TMAH2-18	1/2"	16.8	450
TMAH3-18	3/4"	25.0	450

Sliding T handles

Part No.	Sq. Dr.	Head dia	Head depth	Approx. OAL
TMTH0	1/4"	14.0	26	125
TMTH1	3/8"	20.0	32	250
TMTH2	1/2"	26.0	44	300
TMTH3	3/4"	41.0	65	500
TMTH4	1"	48.0	80	750
TMTH5	1 1/2"	74.0	118	925
TMTH6	2 1/2"	116.0	145	925

UNIVERSAL AND SWIVEL IMPACT JOINTS

Couplers for angular access

The Torque Master universal joint is a coupler interposed between the socket and the driving tool. It is useful for tightening nuts located in difficult or angular positions, and is available in square drives from 1/4" to 1". Swivel impact joints serve the same purpose in impact applications.









Universal joints

Part No.	Sq. Dr.	Head dia	Approx. OAL
TMUJ0	1/4"	14.0	40
TMUJ1	3/8"	22.0	50
TMUJ2	1/2"	26.0	78
TMUJ3	3/4"	43.0	110
TMUJ4	1"	63.0	158

Swivel impact joints

Part No.	Sq. Dr.	Head dia	Approx. OAL
TMSIJ1	3/8"	24.0	53
TMSIJ2	1/2"	30.0	65
TMSIJ3	3/4"	51.0	85
TMSIJ4	1"	64.0	109

All dimensions in mm unless stated otherwise. Standard sizes are regularly available; special sizes and sets are supplied against specific enquiry. Specifications are subject to change without prior notice.

EXTENSION BARS AND SQUARE DRIVE ADAPTORS

Manual and impact

An extension bar is a coupler that helps the operator to reach nuts and bolts in inaccessible places, or where a driving tool cannot reach the socket or lacks clearance. One end of the bar is a male square drive, which fits into the square drive of the socket; the other end is a female square drive, which accepts the driving tool. Both ends are of the same size. Extension bars and square drive adaptors are available for manual and impact use.







Extension bars

Part No.	Sq. drive	Head dia	Shank dia	Approx. OAL
TMEB0-55	1/4”	14.0	8.0	55
TMEB0-100	1/4”	14.0	8.0	100
TMEB0-150	1/4”	14.0	8.0	150
TMEB1-75	3/8”	19.0	12.6	75
TMEB1-150	3/8”	19.0	12.6	150
TMEB1-300	3/8”	19.0	12.6	300
TMEB2-75	1/2”	24.0	16.5	75
TMEB2-125	1/2”	24.0	16.5	125
TMEB2-250	1/2”	24.0	16.5	250
TMEB3-210	3/4”	43.0	24.0	210
TMEB3-430	3/4”	43.0	24.0	430
TMEB4-200	1”	54.0	34.0	200
TMEB4-400	1”	54.0	34.0	400

Impact extension bars

Part No.	Sq. drive	Head dia	Shank dia	Approx. OAL
TMIEB0-55	1/4”	16.0	8.3	55
TMIEB0-100	1/4”	16.0	8.3	100
TMIEB0-150	1/4”	16.0	8.3	150
TMIEB1-75	3/8”	20.0	12.6	75
TMIEB1-150	3/8”	20.0	12.6	150
TMIEB1-300	3/8”	20.0	12.6	300
TMIEB2-75	1/2”	26.0	16.5	75
TMIEB2-125	1/2”	26.0	16.5	125
TMIEB2-250	1/2”	26.0	16.5	250
TMIEB3-210	3/4”	48.0	24.0	210
TMIEB3-430	3/4”	48.0	24.0	430
TMIEB4-200	1”	58.0	34.0	200
TMIEB4-400	1”	58.0	34.0	400
TMIEB5-250	1 1/2”	86.0	49.0	250
TMIEB5-500	1 1/2”	86.0	49.0	500
TMIEB6-255	2 1/2”	127.0	83.0	255
TMIEB6-380	2 1/2”	127.0	85.0	380
TMIEB6-510	2 1/2”	127.0	90.0	510

All dimensions in mm unless stated otherwise. Standard sizes are regularly available; special sizes and sets are supplied against specific enquiry. Specifications are subject to change without prior notice.

EXTENSION BARS AND SQUARE DRIVE ADAPTORS

continued

Square drive adaptors connect a driving tool to a socket or accessory of a different square-drive size. The female end takes the driving tool and the male end takes the socket; adaptors are made both to reduce and to increase the drive size. Manual adaptors cover 1/4” to 1 1/2” square drives, and impact adaptors extend to 2 1/2” for use with impact wrenches.



Square drive adaptors

Part No.	Sq. dr. female	Sq. dr. male	Drive end dia	Approx. OAL
TMSA0-1	1/4”	3/8”	13.0	27
TMSA1-0	3/8”	1/4”	19.0	32
TMSA1-2	3/8”	1/2”	19.0	38
TMSA2-1	1/2”	3/8”	24.0	38
TMSA3-2	3/4”	1/2”	43.0	57
TMSA2-3	1/2”	3/4”	26.0	50
TMSA3-4	3/4”	1”	43.0	65
TMSA4-3	1”	3/4”	54.0	70
TMSA4-5	1”	1 1/2”	58.0	90
TMSA5-4	1 1/2”	1”	86.0	110



Impact square drive adaptors

Part No.	Sq. dr. female	Sq. dr. male	Drive end dia	Approx. OAL
TMISA0-1	1/4”	3/8”	14.0	27
TMISA1-0	3/8”	1/4”	20.0	32
TMISA1-2	3/8”	1/2”	21.0	38
TMISA2-1	1/2”	3/8”	26.0	38
TMISA3-2	3/4”	1/2”	48.0	57
TMISA2-3	1/2”	3/4”	28.0	50
TMISA3-4	3/4”	1”	48.0	65
TMISA4-3	1”	3/4”	58.0	70
TMISA4-5	1”	1 1/2”	58.0	90
TMISA5-4	1 1/2”	1”	86.0	110
TMISA5-6	1 1/2”	2 1/2”	86.0	135
TMISA6-5	2 1/2”	1 1/2”	127.0	165

IMPACT SOCKET SETS

New in the range

Torque Master impact socket sets are supplied complete in a carrying case, in 3/8”, 1/2”, 3/4” and 1” square drives. Each set contains sockets, two extension bars, a sliding T handle and a reversible ratchet handle; the 1/2” square-drive set also includes a spark plug socket and a universal joint.





Impact socket sets – contents

Model	Square drive	Sockets (mm)	Extension bars (mm)	Handles and accessories
TMTS 1-14	3/8”	6, 8, 10, 11, 12, 13, 14, 17, 19, 21	75 and 125	Sliding T handle, reversible ratchet handle
TMTS 2-24	1/2”	8, 9, 10, 11, 12, 13, 14, 15, 16, 17, 18, 19, 20, 21, 22, 24, 27, 30, 32	125 and 250	Spark plug socket, universal joint, sliding T handle, reversible ratchet handle
TMTS 3-14	3/4”	22, 24, 27, 30, 32, 36, 38, 41, 46, 50	210 and 430	Sliding T handle, reversible ratchet handle
TMTS 4-15	1”	32, 36, 41, 46, 50, 55, 60, 65, 70, 75, 80	200 and 410	Sliding T handle, reversible ratchet handle

All dimensions in mm unless stated otherwise. Standard sizes are regularly available; special sizes and sets are supplied against specific enquiry. Specifications are subject to change without prior notice.

HEX DRIVERS AND HEX ADAPTORS

Manual and impact

Hex adaptors are used for tightening socket cap screws and bolts. The standard 1/2" square-drive sizes are listed below; the range extends to 1/4" to 1" square drives, covering across-flat sizes from 3 mm to 36 mm, in standard and extra lengths for manual as well as impact use. Hex drivers have a socket end for hexagon nuts and bolts from 7 mm to 12 mm across flats on a 1/4" or 5/16" hex shank, for use in a bit holder or power-tool chuck, in lengths of 75 mm, 100 mm and 150 mm.





Hex drivers

Part No.	Nom. size A/F	Socket end dia	Hex drive size	Approx. OAL
TMHD0-7/75	7	11.6	1/4" (6.35mm)	75
TMHD0-7/100	7	11.6	1/4"	100
TMHD0-7/150	7	11.6	1/4"	150
TMHD0-8/75	8	12.8	1/4"	75
TMHD0-8/100	8	12.8	1/4"	100
TMHD0-8/150	8	12.8	1/4"	150
TMHD0-10/75	10	15.3	1/4"	75
TMHD0-10/100	10	15.3	1/4"	100
TMHD0-10/150	10	15.3	1/4"	150
TMHD0-12/75	12	17.8	1/4"	75
TMHD0-12/100	12	17.8	1/4"	100
TMHD0-12/150	12	17.8	1/4"	150
TMHD8-8/75	8	13.9	5/16" (8mm)	75
TMHD8-8/100	8	13.9	5/16"	100
TMHD8-8/150	8	13.9	5/16"	150
TMHD8-10/75	10	16.4	5/16"	75
TMHD8-10/100	10	16.4	5/16"	100
TMHD8-10/150	10	16.4	5/16"	150
TMHD8-12/75	12	18.9	5/16"	75
TMHD8-12/100	12	18.9	5/16"	100
TMHD8-12/150	12	18.9	5/16"	150



1/2" sq. drive hex adaptors – metric

Part No.	Nom. size A/F	Drive end dia	Hex bit length	Approx. OAL
TMIHA2-6	6	25.0	24	55
TMIHA2-8	8	25.0	24	55
TMIHA2-10	10	25.0	24	55
TMIHA2-12	12	26.0	28	62
TMIHA2-14	14	26.0	28	62
TMIHA2-17	17	26.0	28	62
TMIHA2-19	19	28.0	28	62
TMIHA2-22	22	28.0	28	62

All dimensions in mm unless stated otherwise. Standard sizes are regularly available; special sizes and sets are supplied against specific enquiry. Specifications are subject to change without prior notice.

RATCHETING SPANNERS

Double ring

Double-ended ratcheting spanners are available in metric sizes. The ratchet in each ring end turns the fastener on the working stroke and slips on the return, so the spanner need not be lifted off and refitted between strokes, which is useful where space is limited. Each spanner takes two across-flat sizes, from 8 mm to 24 mm, in lengths from 125 mm to 248 mm. The standard sizes are listed below.

Ratcheting spanners – metric

Part No.	A/F 1	A/F 2	OD A/F 1	OD A/F 2	Thickness	OAL
TMRS 8-9	8 mm	9 mm	16.5	19.5	8.2	125
TMRS 10-12	10 mm	12 mm	22.0	24.0	8.2	140
TMRS 13-14	13 mm	14 mm	27.0	29.0	10.1	177
TMRS 16-18	16 mm	18 mm	32.0	34.0	11.7	222
TMRS 17-19	17 mm	19 mm	32.0	34.0	11.7	222
TMRS 21-24	21 mm	24 mm	38.5	40.0	11.7	248
TMRS 22-24	22 mm	24 mm	38.5	40.0	11.7	248



STUD TIGHTENERS

Metric threads

Stud tighteners have been developed for the speedier tightening of threaded studs with an impact wrench, and are ideal for use in the assembly and maintenance of engines. Each has a cross-hole and groove for the locking pin and ring. The standard sizes are listed below; the range extends to stud diameters of M36, in square drives up to 1".



3/8" sq. drive – metric

Part No.	Stud size & pitch	Stud end dia	Drive end dia	Thread length	Approx. OAL
TMST 1-6	M6 x 1	11.4	19.0	10	35
TMST 1-7	M7 x 1	12.7	19.0	10	35
TMST 1-8	M8 x 1.25	13.9	19.0	12	37
TMST 1-8/1	M8 x 1	13.9	19.0	12	37
TMST 1-10	M10 x 1.5	16.4	19.0	14	40
TMST 1-10/1.25	M10 x 1.25	16.4	19.0	14	40

3/4" sq. drive – metric

Part No.	Stud size & pitch	Stud end dia	Drive end dia	Thread length	Approx. OAL
TMST 3-16	M16 x 2	30.5	43.0	20	65
TMST 3-20	M20 x 2.5	35.0	43.0	24	75
TMST 3-24	M24 x 3	40.5	45.0	27	80

1/2" sq. drive – metric

Part No.	Stud size & pitch	Stud end dia	Drive end dia	Thread length	Approx. OAL
TMST2-6	M6 x 1	13.5	25	10	44
TMST2-7	M7 x 1	14.7	25	10	44
TMST2-8X1.25	M8 x 1.25	16.0	25	12	46
TMST2-8x1.00	M8 x 1.00	16.0	25	12	46
TMST2-10x1.5	M10 x 1.5	18.0	25	14	50
TMST2-10x1.25	M10 x 1.25	18.0	25	14	50
TMST2-12X1.75	M12 x 1.75	20.5	26	18	53
TMST2-12X1.25	M12 x 1.25	20.5	26	18	53
TMST2-14X1.5	M14 x 1.5	23.0	26	18	57
TMST2-14X2	M14 x 2	23.0	26	18	57
TMST2-16X1.5	M16 x 1.5	25.5	26	20	59
TMST2-16X2	M16 x 2	25.5	26	20	59
TMST2-20X1.5	M20 x 1.5	30.8	26	24	63

SPECIAL TOOLS TO YOUR REQUIREMENTS

In addition to the standard product line, Torque Master can design and manufacture special tools to meet specific industrial requirements. Special sizes and sets are supplied against specific enquiry: info@torquemaster.in | +91 94638 78987.

All dimensions in mm unless stated otherwise. Standard sizes are regularly available; special sizes and sets are supplied against specific enquiry. Specifications are subject to change without prior notice.

04

SECTION 04

Sockets

Industrial (manual) and impact sockets in standard and deep lengths, with extension and swivel sockets.

IN THIS SECTION

Sockets – an introduction	23
Industrial sockets	24
Impact sockets	27
Impact extension sockets	30
Swivel impact sockets	31







SOCKETS – AN INTRODUCTION

Torque Master manufactures a complete range of sockets in 1/4", 3/8", 1/2", 3/4", 1", 1 1/2" and 2 1/2" square drives.

Sockets of 5/8" square drive can also be supplied against specific order. Sockets of 2 1/2" square drive are available in standard length only. Across-flat sizes not covered in a particular square drive can also be supplied against specific order.

TYPES OF SOCKET

- **Industrial sockets** — double hex sockets for manual (hand) application.
- **Impact sockets** — single hex sockets for use with impact wrenches.
- Standard and extra-deep sockets are available for each application.
- All sockets in this catalogue are listed in metric (mm) across-flat sizes.

DESIGN AND MANUFACTURE

- Designed with extra wall thickness to reduce the stress levels encountered during repeated impact operations.
- Machined to the tolerances recommended for impact application on the hex and square drive.
- Multiple tempered to improve impact performance, with the hardness of each socket maintained within limits.
- Industrial black finish (manganese phosphating).

DETAILS OF A SOCKET

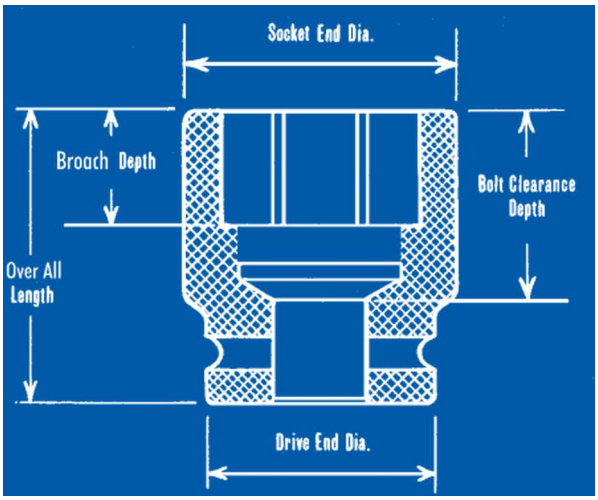

Nom.	Nominal
A/F	Across Flat
Dia	Diameter
OAL	Over All Length
Sq.	Square
Dr.	Drive

All dimensions in mm.

MATERIAL

All sockets are made from high-strength chrome-molybdenum and chrome-nickel-molybdenum alloy steels.

Caution. Impact sockets are intended for use with impact wrenches; industrial sockets are for hand operation only. Eye protection should always be worn when using impact equipment.



PART NUMBER GUIDE

EXAMPLE

TMM2D-10 = **TM** (Torque Master) | **M** (Industrial socket (I = impact socket)) | **2** (Square drive (2 = 1/2")) | **D** (Deep socket (none = standard)) | **-10** (Across-flat size (10 mm))

DRIVE DIGIT

0 = 1/4" **1** = 3/8" **2** = 1/2" **3** = 3/4" **4** = 1" **5** = 1 1/2" **6** = 2 1/2"

DRIVE SIZES AT A GLANCE – ACROSS-FLAT RANGE (MM)

Square drive	1/4"	3/8"	1/2"	3/4"	1"	1 1/2"	2 1/2"
Industrial sockets	5.5-14	6-22	8-41	19-65	27-100	—	—
Impact sockets	6-14	8-30	10-36	17-70	19-85	36-120	60-160

INDUSTRIAL SOCKETS

Double hex — for hand operation

Industrial sockets are for hand operation only. They are available in 1/4" to 1/2" square drives and, as heavy-duty sockets, in 3/4" and 1" square drives. The heavy-duty sockets are designed with positive locking for attachment to driving tools with a spring-loaded ball and button. Deep sockets are also available to accommodate long studs.



1/4" square drive

Standard — metric

Part No.	Nom. size A/F	Socket end dia	Drive end dia	Approx. OAL
TMM0-5.5	5.5	8.9	12.0	25
TMM0-6	6	9.6	12.0	25
TMM0-7	7	11.2	12.0	25
TMM0-8	8	12.4	12.4	25
TMM0-9	9	13.7	13.7	25
TMM0-10	10	14.9	14.9	25
TMM0-11	11	16.2	16.2	25
TMM0-12	12	17.4	17.4	25
TMM0-13	13	18.7	18.7	25
TMM0-14	14	19.9	19.9	25

Deep — metric

Part No.	Nom. size A/F	Socket end dia	Drive end dia	Broach depth	Bolt clearance depth	Approx. OAL
TMM0D-5.5	5.5	8.9	12.0	7.0	36	45
TMM0D-6	6	9.6	12.0	8.0	36	45
TMM0D-7	7	11.2	12.0	8.0	36	45
TMM0D-8	8	12.4	12.0	9.5	36	45
TMM0D-9	9	13.7	14.0	9.5	36	45
TMM0D-10	10	14.9	14.0	10.5	36	45
TMM0D-11	11	16.2	14.0	10.5	36	45
TMM0D-12	12	17.4	16.0	12.5	36	45
TMM0D-13	13	18.7	16.0	12.5	36	45
TMM0D-14	14	19.9	16.0	15.5	36	45

3/8" square drive

Standard — metric

Part No.	Nom. size A/F	Socket end dia	Drive end dia	Approx. OAL
TMM1-6	6	10.0	19.0	32
TMM1-7	7	11.2	19.0	32
TMM1-8	8	12.4	19.0	32
TMM1-9	9	13.7	19.0	32
TMM1-10	10	14.9	19.0	32
TMM1-11	11	16.2	19.0	32
TMM1-12	12	17.4	19.0	32
TMM1-13	13	18.7	19.0	32
TMM1-14	14	20.0	20.0	32
TMM1-15	15	21.2	21.2	32
TMM1-16	16	22.4	22.4	32
TMM1-17	17	23.7	23.7	32
TMM1-18	18	24.9	24.9	32
TMM1-19	19	26.2	26.2	32
TMM1-20	20	27.5	27.5	32
TMM1-21	21	28.7	28.7	32
TMM1-22	22	29.9	29.9	32

Deep — metric

Part No.	Nom. size A/F	Socket end dia	Drive end dia	Broach depth	Bolt clearance depth	Approx. OAL
TMM1D-6	6	10.0	19.0	8.0	42	55
TMM1D-7	7	11.2	19.0	8.0	42	55
TMM1D-8	8	12.4	19.0	9.5	42	55
TMM1D-9	9	13.7	19.0	9.5	42	55
TMM1D-10	10	14.9	19.0	10.5	42	55
TMM1D-11	11	16.2	19.0	10.5	42	55
TMM1D-12	12	17.4	19.0	12.5	42	55
TMM1D-13	13	18.7	19.0	12.5	42	55
TMM1D-14	14	20.0	20.0	15.0	42	55
TMM1D-15	15	21.2	20.0	15.0	42	55
TMM1D-16	16	22.4	20.0	17.0	42	55
TMM1D-17	17	23.7	20.0	17.0	42	55
TMM1D-18	18	24.9	22.0	17.0	42	55
TMM1D-19	19	26.2	22.0	19.0	42	55
TMM1D-20	20	27.5	24.0	19.0	42	55
TMM1D-21	21	28.7	24.0	19.0	42	55
TMM1D-22	22	29.9	26.0	19.0	42	55

All dimensions in mm unless stated otherwise. Standard sizes are regularly available; special sizes and sets are supplied against specific enquiry. Specifications are subject to change without prior notice.

INDUSTRIAL SOCKETS

continued

1/2" square drive

Standard – metric

Part No.	Nom. size A/F	Socket end dia	Drive end dia	Approx. OAL
TMM2-8	8	13.8	23.0	40
TMM2-9	9	15.0	23.0	40
TMM2-10	10	16.1	23.0	40
TMM2-11	11	17.6	23.0	40
TMM2-12	12	18.8	23.0	40
TMM2-13	13	19.6	23.0	40
TMM2-14	14	21.3	23.0	40
TMM2-15	15	22.8	23.0	40
TMM2-16	16	23.7	23.7	40
TMM2-17	17	25.0	25.0	40
TMM2-18	18	26.3	26.3	42
TMM2-19	19	27.5	27.5	42
TMM2-20	20	28.8	28.8	42
TMM2-21	21	30.0	28.0	42
TMM2-22	22	31.3	30.0	42
TMM2-23	23	32.5	30.0	42
TMM2-24	24	33.5	30.0	42
TMM2-25	25	35.0	30.0	42
TMM2-26	26	36.3	30.0	42
TMM2-27	27	37.5	30.0	42
TMM2-28	28	38.7	32.0	42
TMM2-29	29	40.1	32.0	42
TMM2-30	30	41.3	32.0	45
TMM2-32	32	43.7	34.0	45
TMM2-34	34	46.0	36.0	48
TMM2-36	36	48.5	36.0	48
TMM2-38	38	51.0	36.0	48
TMM2-40	40	53.5	36.0	48
TMM2-41	41	54.7	38.0	48

Deep – metric

Part No.	Nom. size A/F	Socket end dia	Drive end dia	Broach depth	Bolt clearance depth	Approx. OAL
TMM2D-8	8	13.8	23.0	9.5	64	80
TMM2D-10	10	16.1	23.0	10.5	64	80
TMM2D-11	11	17.6	23.0	10.5	64	80
TMM2D-12	12	18.8	23.0	12.5	64	80
TMM2D-13	13	19.6	23.0	12.5	64	80
TMM2D-14	14	21.3	23.0	15.0	64	80
TMM2D-15	15	22.8	23.0	15.0	64	80
TMM2D-17	17	25.0	25.0	17.0	64	80
TMM2D-18	18	26.3	26.0	17.0	64	80
TMM2D-19	19	27.5	26.0	19.0	64	80
TMM2D-21	21	30.0	28.0	19.0	64	80
TMM2D-22	22	31.3	28.0	19.0	64	80
TMM2D-23	23	32.5	30.0	22.0	64	80
TMM2D-24	24	33.5	30.0	22.0	64	80
TMM2D-27	27	37.5	33.0	22.0	64	80
TMM2D-30	30	41.3	38.0	24.0	64	80
TMM2D-32	32	43.7	38.0	26.0	64	80

All dimensions in mm unless stated otherwise. Standard sizes are regularly available; special sizes and sets are supplied against specific enquiry. Specifications are subject to change without prior notice.

INDUSTRIAL SOCKETS

continued

3/4" square drive

Standard – metric

Part No.	Nom. size A/F	Socket end dia	Drive end dia	Approx. OAL
TMM3-19	19	30.8	41	44
TMM3-22	22	34.5	41	48
TMM3-24	24	36.9	43	48
TMM3-27	27	40.4	43	50
TMM3-30	30	45.0	45	50
TMM3-32	32	46.8	45	52
TMM3-36	36	51.8	48	54
TMM3-38	38	54.3	48	57
TMM3-41	41	58.0	48	57
TMM3-46	46	64.3	54	60
TMM3-50	50	69.0	54	63
TMM3-55	55	75.3	58	69
TMM3-60	60	81.7	58	76
TMM3-65	65	88.0	58	76

Deep – metric

Part No.	Nom. size A/F	Socket end dia	Drive end dia	Broach depth	Bolt clearance depth	Approx. OAL
TMM3D-19	19	30.8	41	18	50	80
TMM3D-22	22	34.5	41	22	50	80
TMM3D-24	24	36.9	43	22	50	80
TMM3D-27	27	40.4	43	24	50	80
TMM3D-30	30	45.0	45	24	55	80
TMM3D-32	32	46.8	45	26	60	85
TMM3D-36	36	51.8	48	28	65	90
TMM3D-38	38	54.3	48	30	65	90
TMM3D-41	41	58.0	48	30	70	95
TMM3D-46	46	64.3	54	34	70	95
TMM3D-50	50	69.0	54	38	70	95
TMM3D-55	55	75.3	58	45	85	110
TMM3D-60	60	81.7	58	45	85	110

1" square drive

In 1" square drive, sizes from 65 mm across flats are single hex: standard to 85 mm and deep to 100 mm.

Standard – metric

Part No.	Nom. size A/F	Socket end dia	Drive end dia	Approx. OAL
TMM4-27	27	45.7	54	56
TMM4-30	30	49.4	54	56
TMM4-32	32	51.0	54	58
TMM4-36	36	56.9	54	60
TMM4-38	38	58.0	58	62
TMM4-41	41	63.0	58	62
TMM4-46	46	69.0	58	62
TMM4-50	50	74.0	68	68
TMM4-55	55	80.7	68	73
TMM4-60	60	86.9	68	80

Deep single hex – metric

Part No.	Nom. size A/F	Socket end dia	Drive end dia	Broach depth	Bolt clearance depth	Approx. OAL
TMM4D-65	65	93.3	68	47	90	120
TMM4D-70	70	99.2	68	48	100	130
TMM4D-75	75	105.6	75	56	100	130
TMM4D-80	80	111.9	75	56	110	140
TMM4D-85	85	118.3	75	60	110	140
TMM4D-90	90	124.6	80	60	110	140
TMM4D-95	95	130.9	80	60	110	140
TMM4D-100	100	137.1	80	60	110	140

Standard single hex – metric

Part No.	Nom. size A/F	Socket end dia	Drive end dia	Approx. OAL
TMM4-65	65	93.3	68	83
TMM4-70	70	99.2	68	86
TMM4-75	75	105.6	75	95
TMM4-80	80	111.9	75	100
TMM4-85	85	118.3	75	100

Deep – metric

Part No.	Nom. size A/F	Socket end dia	Drive end dia	Broach depth	Bolt clearance depth	Approx. OAL
TMM4D-27	27	45.7	54	26	50	80
TMM4D-30	30	49.4	54	26	55	85
TMM4D-32	32	51.0	54	28	55	85
TMM4D-36	36	56.9	54	30	60	90
TMM4D-38	38	58.0	58	32	60	90
TMM4D-41	41	63.0	58	32	60	90
TMM4D-46	46	69.0	58	37	70	100
TMM4D-50	50	74.0	68	38	70	100
TMM4D-55	55	80.7	68	43	80	110
TMM4D-60	60	86.9	68	44	90	120

All dimensions in mm unless stated otherwise. Standard sizes are regularly available; special sizes and sets are supplied against specific enquiry. Specifications are subject to change without prior notice.

IMPACT SOCKETS

Single hex – for impact wrenches

Torque Master impact sockets have a greater wall thickness to resist impact loads, a special heat treatment for toughness and strength, an industrial black finish and a cross hole for retaining. They are available in 1/4" to 2 1/2" square drives, covering across-flat sizes from 6 mm to 160 mm. *Caution: these sockets are for use with impact wrenches; eye protection should always be worn when using impact equipment.*



1/4" square drive

Standard – metric

Part No.	Nom. size A/F	Socket end dia	Drive end dia	Approx. OAL
TMI0-6	6	10.3	14.0	25
TMI0-7	7	11.6	14.0	25
TMI0-8	8	12.8	14.0	25
TMI0-9	9	14.1	16.0	25
TMI0-10	10	15.3	16.0	25
TMI0-11	11	16.6	16.0	25
TMI0-12	12	17.8	16.0	25
TMI0-13	13	19.1	16.0	25
TMI0-14	14	20.3	16.0	25

Deep – metric

Part No.	Nom. size A/F	Socket end dia	Drive end dia	Broach depth	Bolt clearance depth	Approx. OAL
TMI0D-6	6	10.3	14.0	8.0	36	45
TMI0D-7	7	11.6	14.0	8.0	36	45
TMI0D-8	8	12.8	14.0	9.5	36	45
TMI0D-9	9	14.1	16.0	9.5	36	45
TMI0D-10	10	15.3	16.0	10.5	36	45
TMI0D-11	11	16.6	16.0	10.5	36	45
TMI0D-12	12	17.8	16.0	12.5	36	45
TMI0D-13	13	19.1	16.0	12.5	36	45
TMI0D-14	14	20.3	16.0	15.0	36	45

3/8" square drive

Standard – metric

Part No.	Nom. size A/F	Socket end dia	Drive end dia	Approx. OAL
TMI1-8	8	14.0	20.0	32
TMI1-10	10	16.6	20.0	32
TMI1-11	11	17.8	20.0	32
TMI1-12	12	19.1	20.0	32
TMI1-13	13	20.3	20.0	32
TMI1-14	14	21.6	20.0	32
TMI1-15	15	22.8	20.0	32
TMI1-17	17	25.3	22.0	32
TMI1-18	18	26.6	22.0	32
TMI1-19	19	27.8	25.0	32
TMI1-20	20	29.1	25.0	32
TMI1-21	21	30.3	25.0	32
TMI1-22	22	31.6	25.0	32
TMI1-23	23	32.8	25.0	32
TMI1-24	24	34.1	25.0	32
TMI1-25	25	35.3	25.0	32
TMI1-26	26	36.6	30.0	32
TMI1-27	27	37.8	30.0	32
TMI1-28	28	39.1	30.0	32
TMI1-29	29	40.3	30.0	32
TMI1-30	30	41.6	30.0	32

Deep – metric

Part No.	Nom. size A/F	Socket end dia	Drive end dia	Broach depth	Bolt clearance depth	Approx. OAL
TMI1D-8	8	14.0	20.0	9.5	42	55
TMI1D-10	10	16.6	20.0	10.5	42	55
TMI1D-11	11	17.8	20.0	10.5	42	55
TMI1D-12	12	19.1	20.0	12.5	42	55
TMI1D-13	13	20.3	20.0	12.5	42	55
TMI1D-14	14	21.6	20.0	15.0	42	55
TMI1D-15	15	22.8	20.0	15.0	42	55
TMI1D-17	17	25.3	22.0	17.0	42	55
TMI1D-18	18	26.6	22.0	17.0	42	55
TMI1D-19	19	27.8	25.0	19.0	42	55
TMI1D-20	20	29.1	25.0	19.0	42	55
TMI1D-21	21	30.3	25.0	19.0	42	55
TMI1D-22	22	31.6	25.0	19.0	42	55

All dimensions in mm unless stated otherwise. Standard sizes are regularly available; special sizes and sets are supplied against specific enquiry. Specifications are subject to change without prior notice.

IMPACT SOCKETS

continued

1/2" square drive

Standard – metric

Part No.	Nom. size A/F	Socket end dia	Drive end dia	Approx. OAL
TMI2-10	10	17.8	25.0	40
TMI2-11	11	19.0	25.0	40
TMI2-12	12	20.3	25.0	40
TMI2-13	13	21.7	26.0	40
TMI2-14	14	23.0	26.0	40
TMI2-15	15	24.2	26.0	40
TMI2-17	17	26.7	26.0	40
TMI2-18	18	27.9	26.0	40
TMI2-19	19	29.2	26.0	40
TMI2-21	21	31.7	28.0	40
TMI2-22	22	33.0	28.0	40
TMI2-23	23	34.2	30.0	40
TMI2-24	24	35.5	30.0	45
TMI2-27	27	39.2	33.0	50
TMI2-30	30	43.0	33.0	50
TMI2-32	32	45.5	38.0	50
TMI2-34	34	48.0	38.0	50
TMI2-36	36	50.5	38.0	50

Deep – metric

Part No.	Nom. size A/F	Socket end dia	Drive end dia	Broach depth	Bolt clearance depth	Approx. OAL
TMI2D-10	10	17.8	25.0	10.5	64	80
TMI2D-11	11	19.0	25.0	10.5	64	80
TMI2D-12	12	20.3	25.0	12.5	64	80
TMI2D-13	13	21.7	26.0	12.5	64	80
TMI2D-14	14	23.0	26.0	15.0	64	80
TMI2D-15	15	24.2	26.0	15.0	64	80
TMI2D-17	17	26.7	26.0	17.0	64	80
TMI2D-18	18	27.9	26.0	19.0	64	80
TMI2D-19	19	29.2	26.0	19.0	64	80
TMI2D-21	21	31.7	28.0	19.0	64	80
TMI2D-22	22	33.0	30.0	19.0	64	80
TMI2D-24	24	35.5	30.0	22.0	64	80
TMI2D-27	27	39.2	33.0	22.0	64	80
TMI2D-30	30	43.0	33.0	24.0	64	80
TMI2D-32	32	45.5	36.0	26.0	64	80

3/4" square drive

Standard – metric

Part No.	Nom. size A/F	Socket end dia	Drive end dia	Approx. OAL
TMI3-17	17	31.7	43	44
TMI3-19	19	34.0	43	44
TMI3-22	22	38.0	43	48
TMI3-24	24	40.5	43	48
TMI3-27	27	43.5	43.5	50
TMI3-30	30	48.0	45	50
TMI3-32	32	50.5	45	52
TMI3-36	36	54.5	45	54
TMI3-38	38	58.0	48	57
TMI3-41	41	61.8	54	57
TMI3-46	46	68.0	54	60
TMI3-50	50	73.0	54	63
TMI3-55	55	79.3	58	69
TMI3-60	60	85.5	58	76
TMI3-65	65	92.0	62	76
TMI3-70	70	98.0	62	80

Deep – metric

Part No.	Nom. size A/F	Socket end dia	Drive end dia	Broach depth	Bolt clearance depth	Approx. OAL
TMI3D-17	17	31.7	43	18	50	80
TMI3D-19	19	34.0	43	18	50	80
TMI3D-22	22	38.0	43	22	50	80
TMI3D-24	24	40.5	43	22	50	80
TMI3D-27	27	43.5	43	24	50	80
TMI3D-30	30	48.0	45	24	55	80
TMI3D-32	32	50.5	45	26	60	85
TMI3D-36	36	54.5	45	28	65	90
TMI3D-38	38	58.0	48	30	65	90
TMI3D-41	41	61.8	54	30	70	95
TMI3D-46	46	68.0	54	34	70	95
TMI3D-50	50	73.0	54	38	70	95
TMI3D-55	55	79.3	58	45	85	110
TMI3D-60	60	85.5	58	45	85	110

All dimensions in mm unless stated otherwise. Standard sizes are regularly available; special sizes and sets are supplied against specific enquiry. Specifications are subject to change without prior notice.

IMPACT SOCKETS

continued

1" square drive

Standard – metric

Part No.	Nom. size A/F	Socket end dia	Drive end dia	Approx. OAL
TMI4-19	19	38.0	54	54
TMI4-22	22	41.7	54	54
TMI4-24	24	44.2	54	54
TMI4-27	27	48.0	54	56
TMI4-30	30	51.7	54	56
TMI4-32	32	54.0	54	58
TMI4-36	36	59.0	58	60
TMI4-38	38	61.5	58	62
TMI4-41	41	65.3	58	62
TMI4-46	46	71.5	68	62
TMI4-50	50	76.5	68	68
TMI4-55	55	82.5	68	73
TMI4-60	60	88.7	68	80
TMI4-65	65	95.3	75	83
TMI4-70	70	101.5	75	86
TMI4-75	75	107.8	75	95
TMI4-80	80	114.0	75	100
TMI4-85	85	120.3	75	100

Deep – metric

Part No.	Nom. size A/F	Socket end dia	Drive end dia	Broach depth	Bolt clearance depth	Approx. OAL
TMI4D-19	19	38.0	54	24	50	80
TMI4D-22	22	41.7	54	24	50	80
TMI4D-24	24	44.2	54	24	50	80
TMI4D-27	27	48.0	54	26	50	80
TMI4D-30	30	51.7	54	26	55	85
TMI4D-32	32	54.0	54	28	55	85
TMI4D-36	36	59.0	58	30	60	90
TMI4D-38	38	61.5	58	32	60	90
TMI4D-41	41	65.3	58	32	60	90
TMI4D-46	46	71.5	68	37	70	100
TMI4D-50	50	76.5	68	38	70	100
TMI4D-55	55	82.5	68	43	80	110
TMI4D-60	60	88.7	68	44	90	120
TMI4D-65	65	95.3	75	47	90	120
TMI4D-70	70	101.5	75	48	100	130
TMI4D-75	75	107.8	75	56	100	130
TMI4D-80	80	114.0	75	56	110	140
TMI4D-85	85	120.3	75	60	110	140

11/2" square drive

Standard – metric

Part No.	Nom. size A/F	Socket end dia	Drive end dia	Approx. OAL
TMI5-36	36	64.7	86	80
TMI5-38	38	66.6	86	80
TMI5-41	41	70.4	86	80
TMI5-46	46	76.6	86	86
TMI5-50	50	81.6	86	86
TMI5-55	55	87.6	86	95
TMI5-60	60	94.0	86	100
TMI5-65	65	100.0	86	100
TMI5-70	70	106.0	86	100
TMI5-75	75	112.0	86	110
TMI5-80	80	118.0	86	120
TMI5-85	85	124.0	86	125
TMI5-90	90	130.0	86	125
TMI5-95	95	136.0	127	130
TMI5-100	100	142.0	127	130
TMI5-105	105	148.0	127	135
TMI5-110	110	154.0	127	140
TMI5-115	115	160.0	127	140
TMI5-120	120	166.0	127	145

Deep – metric

Part No.	Nom. size A/F	Socket end dia	Drive end dia	Broach depth	Bolt clearance depth	Approx. OAL
TMI5D-36	36	64.7	86	32	98	140
TMI5D-38	38	66.6	86	32	98	140
TMI5D-41	41	70.4	86	32	98	140
TMI5D-46	46	76.6	86	36	98	140
TMI5D-50	50	81.6	86	36	98	140
TMI5D-55	55	87.6	86	36	98	140
TMI5D-60	60	94.0	86	45	98	140
TMI5D-65	65	100.0	86	45	98	140
TMI5D-70	70	106.0	86	45	98	140
TMI5D-75	75	112.0	86	48	98	140
TMI5D-80	80	118.0	86	48	98	140
TMI5D-85	85	124.0	86	52	98	140
TMI5D-90	90	130.0	86	52	98	140
TMI5D-95	95	136.0	127	58	108	150
TMI5D-100	100	142.0	127	58	108	150
TMI5D-105	105	148.0	127	60	108	150
TMI5D-110	110	154.0	127	60	118	160
TMI5D-115	115	160.0	127	65	118	160
TMI5D-120	120	166.0	127	70	128	170

All dimensions in mm unless stated otherwise. Standard sizes are regularly available; special sizes and sets are supplied against specific enquiry. Specifications are subject to change without prior notice.

IMPACT SOCKETS

continued

2 1/2" square drive

Standard – metric

Part No.	Nom. size A/F	Socket end dia	Drive end dia	Broach depth	Bolt clearance depth	Approx. OAL
TMI6-60	60	106.0	127	50	75	140
TMI6-65	65	112.0	127	50	75	140
TMI6-70	70	118.0	127	52	80	145
TMI6-75	75	124.6	127	52	80	145
TMI6-80	80	130.8	127	52	80	145
TMI6-85	85	137.7	127	54	80	145
TMI6-90	90	143.1	127	54	95	160
TMI6-95	95	148.1	127	54	95	160
TMI6-100	100	155.3	127	54	95	160
TMI6-105	105	161.2	127	60	95	160

Part No.	Nom. size A/F	Socket end dia	Drive end dia	Broach depth	Bolt clearance depth	Approx. OAL
TMI6-110	110	167.0	127	60	96	170
TMI6-115	115	173.6	127	65	105	170
TMI6-120	120	186.0	127	65	105	170
TMI6-130	130	192.5	152	70	125	190
TMI6-135	135	198.7	152	70	125	190
TMI6-145	145	211.3	152	75	135	195
TMI6-150	150	217.6	152	75	135	200
TMI6-155	155	224.0	152	75	135	200
TMI6-160	160	230.0	152	75	135	200

IMPACT EXTENSION SOCKETS

Built-in integral extension

These sockets have a built-in integral extension. They are suitable for impact applications and are available in single hex configuration, in rigid as well as swivel joint designs, and are provided with a locking ring and pin. They are available in various across-flat sizes in 3/8" and 1/2" square drives, with lengths from 100 mm to 250 mm.



3/8" sq. drive – metric

Part No.	Nom. size A/F	Socket end dia	Drive end dia	Broach depth	Bolt clearance depth	Approx. OAL
TMIE1-7/100	7	12.7	19.0	8.0	24	100
TMIE1-7/150	7	12.7	19.0	8.0	24	150
TMIE1-7/200	7	12.7	19.0	8.0	24	200
TMIE1-7/250	7	12.7	19.0	8.0	24	250
TMIE1-8/100	8	13.9	19.0	9.5	26	100
TMIE1-8/150	8	13.9	19.0	9.5	26	150
TMIE1-8/200	8	13.9	19.0	9.5	26	200
TMIE1-8/250	8	13.9	19.0	9.5	26	250
TMIE1-10/100	10	16.4	19.0	10.5	27	100
TMIE1-10/150	10	16.4	19.0	10.5	27	150
TMIE1-10/200	10	16.4	19.0	10.5	27	200
TMIE1-10/250	10	16.4	19.0	10.5	27	250
TMIE1-11/100	11	17.7	20.0	10.5	27	100
TMIE1-11/150	11	17.7	20.0	10.5	27	150

Part No.	Nom. size A/F	Socket end dia	Drive end dia	Broach depth	Bolt clearance depth	Approx. OAL
TMIE1-11/200	11	17.7	20.0	10.5	27	200
TMIE1-11/250	11	17.7	20.0	10.5	27	250
TMIE1-12/100	12	19.0	20.0	12.5	29	100
TMIE1-12/150	12	19.0	20.0	12.5	29	150
TMIE1-12/200	12	19.0	20.0	12.5	29	200
TMIE1-12/250	12	19.0	20.0	12.5	29	250
TMIE1-13/100	13	20.2	20.0	12.5	29	100
TMIE1-13/150	13	20.2	20.0	12.5	29	150
TMIE1-13/200	13	20.2	20.0	12.5	29	200
TMIE1-13/250	13	20.2	20.0	12.5	29	250
TMIE1-14/100	14	21.4	22.0	15.0	31	100
TMIE1-14/150	14	21.4	22.0	15.0	31	150
TMIE1-14/200	14	21.4	22.0	15.0	31	200
TMIE1-14/250	14	21.4	22.0	15.0	31	250

All dimensions in mm unless stated otherwise. Standard sizes are regularly available; special sizes and sets are supplied against specific enquiry. Specifications are subject to change without prior notice.

IMPACT EXTENSION SOCKETS

continued

1/2" sq. drive – metric

Part No.	Nom. size A/F	Socket end dia	Drive end dia	Broach depth	Bolt clearance depth	Approx. OAL
TMIE2-10/100	10	17.6	25	10.5	27	100
TMIE2-10/150	10	17.6	25	10.5	27	150
TMIE2-10/200	10	17.6	25	10.5	27	200
TMIE2-10/250	10	17.6	25	10.5	27	250
TMIE2-11/100	11	19.0	25	10.5	27	100
TMIE2-11/150	11	19.0	25	10.5	27	150
TMIE2-11/200	11	19.0	25	10.5	27	200
TMIE2-11/250	11	19.0	25	10.5	27	250
TMIE2-12/100	12	20.2	25	12.5	29	100
TMIE2-12/150	12	20.2	25	12.5	29	150
TMIE2-12/200	12	20.2	25	12.5	29	200
TMIE2-12/250	12	20.2	25	12.5	29	250
TMIE2-13/100	13	21.7	26	12.5	29	100
TMIE2-13/150	13	21.7	26	12.5	29	150
TMIE2-13/200	13	21.7	26	12.5	29	200
TMIE2-13/250	13	21.7	26	12.5	29	250
TMIE2-14/100	14	23	26	15.0	33	100
TMIE2-14/150	14	23	26	15.0	33	150
TMIE2-14/200	14	23	26	15.0	33	200
TMIE2-14/250	14	23	26	15.0	33	250
TMIE2-17/100	17	26.7	26	17.0	35	100
TMIE2-17/150	17	26.7	26	17.0	35	150
TMIE2-17/200	17	26.7	26	17.0	35	200
TMIE2-17/250	17	26.7	26	17.0	35	250

Part No.	Nom. size A/F	Socket end dia	Drive end dia	Broach depth	Bolt clearance depth	Approx. OAL
TMIE2-19/100	19	29.2	28	19.0	37	100
TMIE2-19/150	19	29.2	28	19.0	37	150
TMIE2-19/200	19	29.2	28	19.0	37	200
TMIE2-19/250	19	29.2	28	19.0	37	250
TMIE2-21/100	21	31.7	28	19.0	37	100
TMIE2-21/150	21	31.7	28	19.0	37	150
TMIE2-21/200	21	31.7	28	19.0	37	200
TMIE2-21/250	21	31.7	28	19.0	37	250
TMIE2-22/100	22	33.0	28	19.0	38	100
TMIE2-22/150	22	33.0	28	19.0	38	150
TMIE2-22/200	22	33.0	28	19.0	38	200
TMIE2-22/250	22	33.0	28	19.0	38	250
TMIE2-23/100	23	34.2	30	22	42	100
TMIE2-23/150	23	34.2	30	22	42	150
TMIE2-23/200	23	34.2	30	22	42	200
TMIE2-23/250	23	34.2	30	22	42	250
TMIE2-24/100	24	35.5	30	22	42	100
TMIE2-24/150	24	35.5	30	22	42	150
TMIE2-24/200	24	35.5	30	22	42	200
TMIE2-24/250	24	35.5	30	22	42	250
TMIE2-27/100	27	39.2	30	22	42	100
TMIE2-27/150	27	39.2	30	22	42	150
TMIE2-27/200	27	39.2	30	22	42	200
TMIE2-27/250	27	39.2	30	22	42	250

SWIVEL IMPACT SOCKETS

Built-in swivel joint

Torque Master swivel sockets have a built-in swivel joint for impact applications. The swivel is a simple coupling that allows the socket to turn freely, making these flexible sockets particularly useful for tightening nuts located at different angular positions. The standard 1/2" square-drive sizes are listed below; 3/8" square-drive sockets from 7 mm across flats and swivel sockets with a built-in extension for a reach of up to 200 mm are also available.



1/2" sq. drive swivel impact sockets – metric

Part No.	Nom. size A/F	Socket end dia	Drive end dia	Broach depth	Bolt clearance depth	Approx. OAL
TMSIS2-10	10	18.0	25	10.5	16	70
TMSIS2-11	11	19.2	25	10.5	16	70
TMSIS2-12	12	20.5	25	12.5	17	71
TMSIS2-13	13	21.7	25	12.5	18	72
TMSIS2-14	14	23.0	25	15	20	74
TMSIS2-15	15	24.2	25	15	20	74

Part No.	Nom. size A/F	Socket end dia	Drive end dia	Broach depth	Bolt clearance depth	Approx. OAL
TMSIS2-17	17	26.7	30	17	22	78
TMSIS2-19	19	29.2	30	17	22	78
TMSIS2-21	21	31.7	30	17	22	78
TMSIS2-22	22	33.0	30	19	24	80
TMSIS2-23	23	34.2	30	19	24	80
TMSIS2-24	24	35.5	30	19	24	80

All dimensions in mm unless stated otherwise. Standard sizes are regularly available; special sizes and sets are supplied against specific enquiry. Specifications are subject to change without prior notice.

torque master®

ISO 9001:2015 Certified

Built for Precision, Engineered to Last!

Torque Master Tools Private Limited

E-14 & E-15, Industrial Focal Point, Derabassi – 140507, Punjab, India

TELEPHONE	+91 1762 498014, 498015
MOBILE	+91 94638 78987, +91 99881 98725, +91 94170 51987
EMAIL	info@torquemaster.in | info@torquemasterindia.com
WEBSITE	www.torquemaster.in

For your queries, call +91 94638 78987

Specifications are subject to change without prior notice. © Torque Master Tools Private Limited 2026